

unitedstreaming™

DIGITAL VIDEO LIBRARY™

A Product of Discovery Education

Multimedia in the Classroom

- » Science
- » Math
- » World Languages
- » Health
- » Social Studies
- » Language Arts
- » Art
- » Professional Development



Slide 1 of 5



unitedstreaming is a product of Discovery Education.
Copyright ©2005 Discovery Education. All rights reserved.
Discovery Education is a Division of Discovery Communications, Inc.

[Check Requirements](#) | [Terms of Use](#) | [Support](#) | [Contact](#)

<http://www.unitedstreaming.com>

Janet Benincosa,
Harrison County Technology Integration Specialist
jhbeninc@access.k12.wv.us

Click on **Search by Curriculum Standard**.

The screenshot shows the unitedstreaming website interface. At the top left is the unitedstreaming logo. At the top right are navigation links: SEARCH | TEACHER CENTER | LEARNING TOOLS, and below them, Home | Playlist | My Preferences. The main content area is split into two columns. The left column features a slide titled "Multimedia in the Classroom" with a list of subjects: Science, Math, World Languages, Health, Social Studies, Language Arts, Art, and Professional Development. The slide also includes a "Discovery EDUCATION" logo and navigation buttons (back, play, forward) with "Slide 1 of 5" text. The right column contains a search section with a "Keyword" input field, a "go" button, and a link to "Advanced Search". Below this is the "Search by Subject and Grade" section with dropdown menus for Subject (All Subjects), Category (All Categories), Sub-Category (All Sub-Categories), and Grade (All Grades), each with a "go" button. A link to "Search by Curriculum Standard" is highlighted in blue. Below that is a "Learning Tools" section with a dropdown menu set to "Explore". At the bottom right is the Discovery EDUCATION logo and copyright information: "unitedstreaming is a product of Discovery Education. Copyright ©2005 Discovery Education. All rights reserved. Discovery Education is a Division of Discovery Communications, Inc." At the very bottom are links for "Check Requirements | Terms of Use | Support | Contact".

On the next screen, select Subject and Grade. Then click on GO.

unitedstreaming™

unitedstreaming™
DIGITAL VIDEO LIBRARY™

Multimedia in the Classroom

- » Science
- » Math
- » World Languages
- » Health
- » Social Studies
- » Language Arts
- » Art
- » Professional Development

Discovery
EDUCATION

Search by Curriculum Standard

State/Province: **West Virginia**

Subject:

Grade:

go

[Additional Curriculum Standards](#)

Search by Curriculum Standard

State/Province: West Virginia

Subject:

Grade:

- Mathematics
- Special Needs
- Social Studies
- Health and PE
- World Languages
- Career and Technical Ed
- Arts Education
- Library Media
- Science
- Language Arts

[Additional Curriculum](#)

Search by Curriculum Standard

State/Province: West Virginia

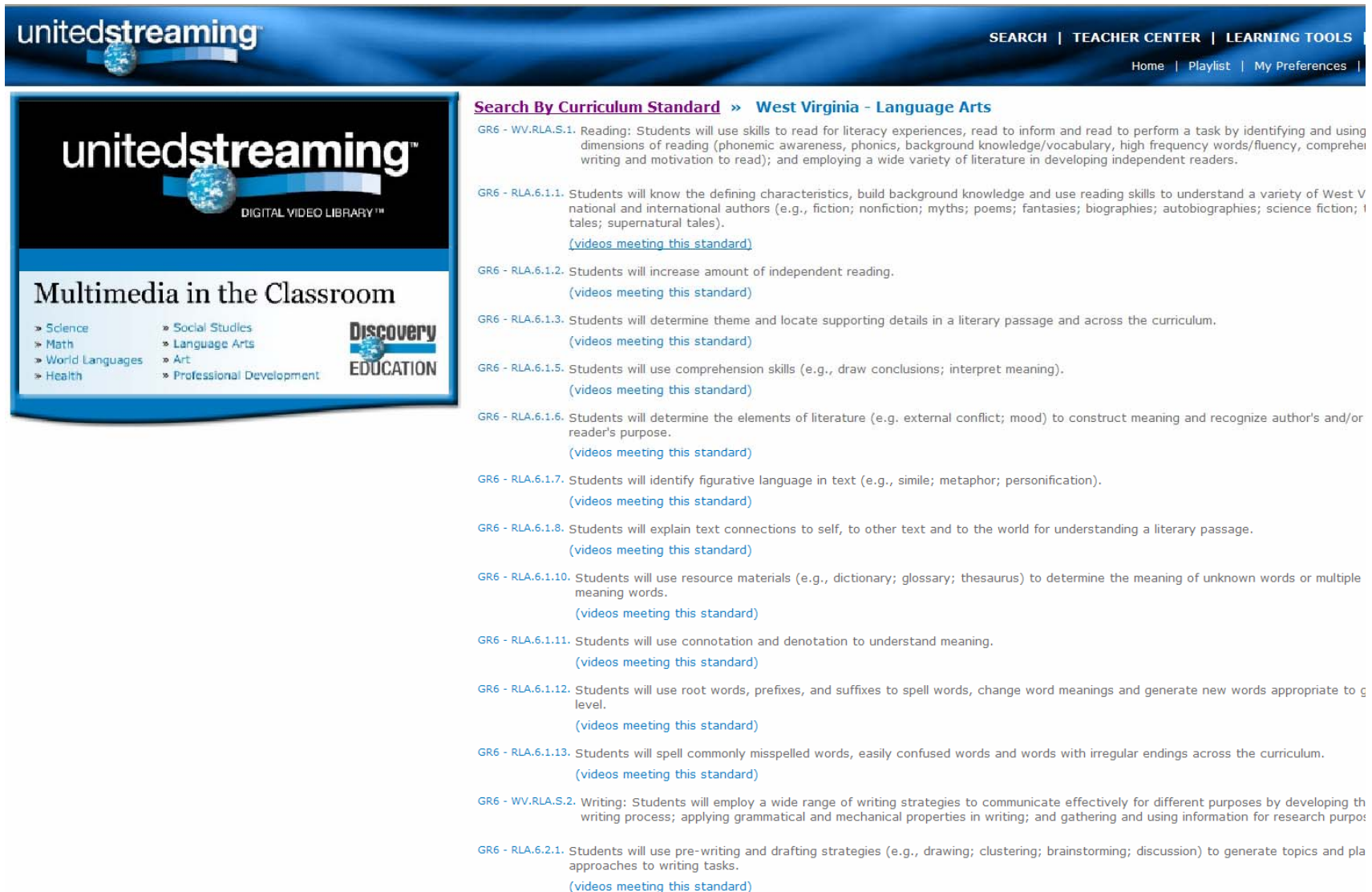
Subject:

Grade:

- All
- K
- 1
- 2
- 3
- 4
- 5
- 6
- 7
- 8
- 9
- 10
- 11
- 12

[Additional Curriculum Standards](#)

Locate the CSO and click on **videos meeting this standard.**



The screenshot shows the United Streaming website interface. At the top, there is a blue navigation bar with the United Streaming logo on the left and links for SEARCH, TEACHER CENTER, and LEARNING TOOLS on the right. Below the navigation bar, there is a sidebar on the left with a search box and a list of subject categories. The main content area on the right displays search results for the West Virginia Language Arts standards, listing various standards (GR6 - WV.RLA.S.1, GR6 - RLA.6.1.1, etc.) and providing links to videos that meet each standard.

unitedstreaming
DIGITAL VIDEO LIBRARY™

Multimedia in the Classroom

- » Science
- » Math
- » World Languages
- » Health
- » Social Studies
- » Language Arts
- » Art
- » Professional Development

Discovery EDUCATION

Search By Curriculum Standard » West Virginia - Language Arts

GR6 - WV.RLA.S.1. Reading: Students will use skills to read for literacy experiences, read to inform and read to perform a task by identifying and using dimensions of reading (phonemic awareness, phonics, background knowledge/vocabulary, high frequency words/fluency, comprehension and motivation to read); and employing a wide variety of literature in developing independent readers.

GR6 - RLA.6.1.1. Students will know the defining characteristics, build background knowledge and use reading skills to understand a variety of West Virginia national and international authors (e.g., fiction; nonfiction; myths; poems; fantasies; biographies; autobiographies; science fiction; legends; tales; supernatural tales).
[\(videos meeting this standard\)](#)

GR6 - RLA.6.1.2. Students will increase amount of independent reading.
[\(videos meeting this standard\)](#)

GR6 - RLA.6.1.3. Students will determine theme and locate supporting details in a literary passage and across the curriculum.
[\(videos meeting this standard\)](#)

GR6 - RLA.6.1.5. Students will use comprehension skills (e.g., draw conclusions; interpret meaning).
[\(videos meeting this standard\)](#)

GR6 - RLA.6.1.6. Students will determine the elements of literature (e.g. external conflict; mood) to construct meaning and recognize author's and/or reader's purpose.
[\(videos meeting this standard\)](#)

GR6 - RLA.6.1.7. Students will identify figurative language in text (e.g., simile; metaphor; personification).
[\(videos meeting this standard\)](#)

GR6 - RLA.6.1.8. Students will explain text connections to self, to other text and to the world for understanding a literary passage.
[\(videos meeting this standard\)](#)

GR6 - RLA.6.1.10. Students will use resource materials (e.g., dictionary; glossary; thesaurus) to determine the meaning of unknown words or multiple meaning words.
[\(videos meeting this standard\)](#)

GR6 - RLA.6.1.11. Students will use connotation and denotation to understand meaning.
[\(videos meeting this standard\)](#)

GR6 - RLA.6.1.12. Students will use root words, prefixes, and suffixes to spell words, change word meanings and generate new words appropriate to grade level.
[\(videos meeting this standard\)](#)

GR6 - RLA.6.1.13. Students will spell commonly misspelled words, easily confused words and words with irregular endings across the curriculum.
[\(videos meeting this standard\)](#)

GR6 - WV.RLA.S.2. Writing: Students will employ a wide range of writing strategies to communicate effectively for different purposes by developing the writing process; applying grammatical and mechanical properties in writing; and gathering and using information for research purposes.

GR6 - RLA.6.2.1. Students will use pre-writing and drafting strategies (e.g., drawing; clustering; brainstorming; discussion) to generate topics and plan approaches to writing tasks.
[\(videos meeting this standard\)](#)

The next screen will display the number of videos and video clips available that correlate to that CSO.

Also displayed are the numbers of related images, articles, and “on this day in history...” events.

The list of videos is displayed by default.

The screenshot shows the unitedstreaming website interface. At the top, there is a navigation bar with the logo on the left and links for SEARCH, TEACHER CENTER, and LEARNING TOOLS on the right. Below the navigation bar, there is a search box with a "go" button and a link to "Advanced Search". The main content area is divided into two columns. The left column features a sidebar with the unitedstreaming logo and the text "DIGITAL VIDEO LIBRARY™". Below this, there is a section titled "Multimedia in the Classroom" with a grid of categories: Science, Math, World Languages, Health, Social Studies, Language Arts, Art, and Professional Development. The right column displays search results for "Videos (25)". It includes a summary of results: Video Clips (74), Calendar Events (0), Images (0), and Articles (0). Below this, there is a section titled "Videos" with a list of results. The first result is "Abel's Island", described as a classic children's story by William Steig. The second result is "And Then What Happened, Paul Revere?", based on a 1973 book by Jean Fritz. The third result is "Island Of The Skog, The", an animated program based on Steven Kellogg's book. The fourth result is "Jazztime", a screenplay by Maxine Fisher. Each result includes a "Teacher's Guide" link, "Correlations", and "Grades" information.

unitedstreaming

SEARCH | TEACHER CENTER | LEARNING TOOLS | Home | Playlist | My Preferences |

Keyword go
» Advanced Search

Videos (25)
Video Clips (74) Calendar Events (0)
Images (0) Articles (0)

Results 1 to 10 of 25 View All >> [1] | 2

Videos

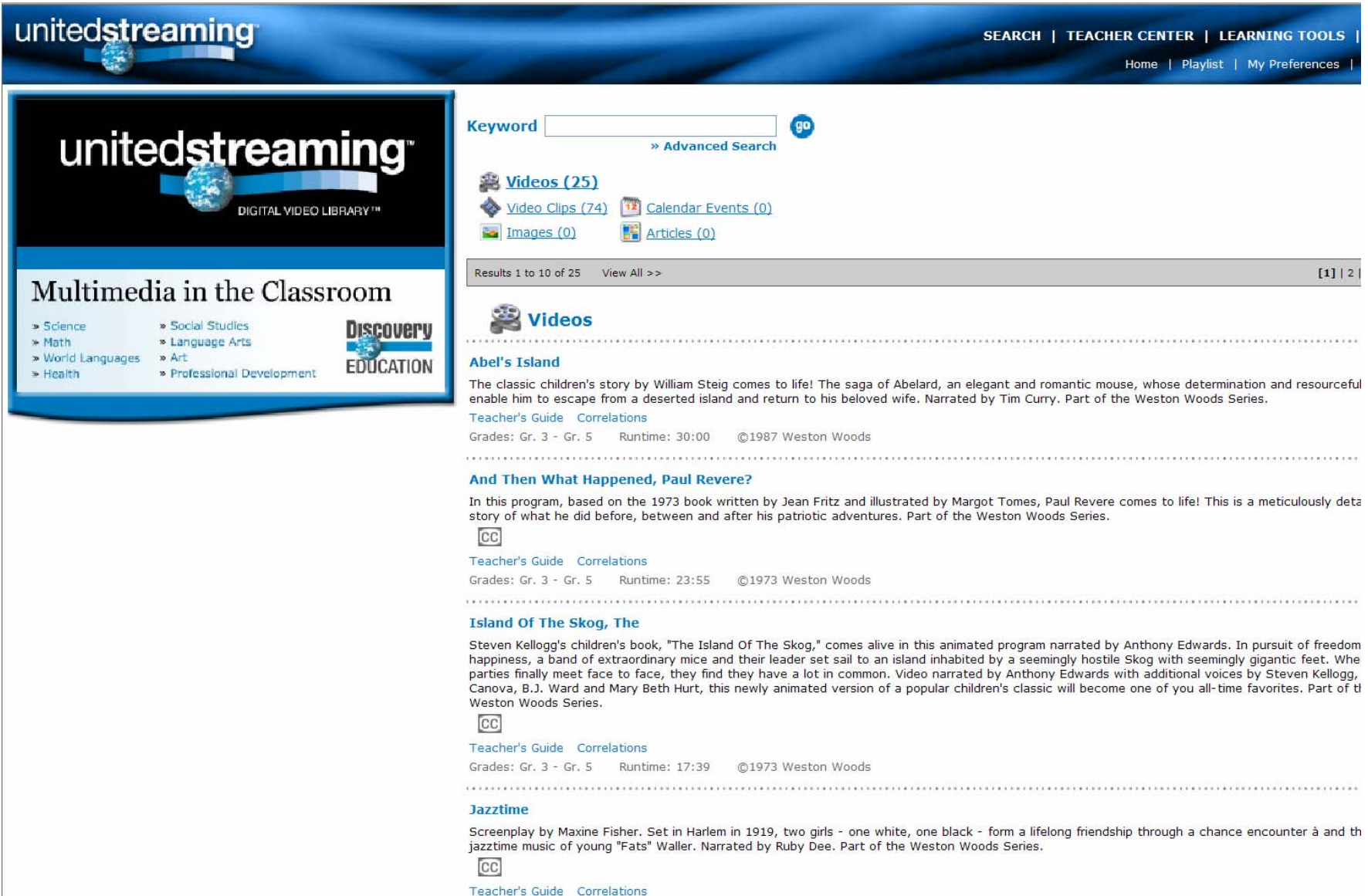
Abel's Island
The classic children's story by William Steig comes to life! The saga of Abelard, an elegant and romantic mouse, whose determination and resourceful enable him to escape from a deserted island and return to his beloved wife. Narrated by Tim Curry. Part of the Weston Woods Series.
Teacher's Guide Correlations
Grades: Gr. 3 - Gr. 5 Runtime: 30:00 ©1987 Weston Woods

And Then What Happened, Paul Revere?
In this program, based on the 1973 book written by Jean Fritz and illustrated by Margot Tomes, Paul Revere comes to life! This is a meticulously deta story of what he did before, between and after his patriotic adventures. Part of the Weston Woods Series.
CC
Teacher's Guide Correlations
Grades: Gr. 3 - Gr. 5 Runtime: 23:55 ©1973 Weston Woods

Island Of The Skog, The
Steven Kellogg's children's book, "The Island Of The Skog," comes alive in this animated program narrated by Anthony Edwards. In pursuit of freedom happiness, a band of extraordinary mice and their leader set sail to an island inhabited by a seemingly hostile Skog with seemingly gigantic feet. Whe parties finally meet face to face, they find they have a lot in common. Video narrated by Anthony Edwards with additional voices by Steven Kellogg, Canova, B.J. Ward and Mary Beth Hurt, this newly animated version of a popular children's classic will become one of you all-time favorites. Part of th Weston Woods Series.
CC
Teacher's Guide Correlations
Grades: Gr. 3 - Gr. 5 Runtime: 17:39 ©1973 Weston Woods

Jazztime
Screenplay by Maxine Fisher. Set in Harlem in 1919, two girls - one white, one black - form a lifelong friendship through a chance encounter à and th jazztime music of young "Fats" Waller. Narrated by Ruby Dee. Part of the Weston Woods Series.
CC
Teacher's Guide Correlations

To preview a selection, click on the video.








The screenshot shows the United Streaming website interface. At the top, there is a blue navigation bar with the "unitedstreaming" logo on the left and links for "SEARCH", "TEACHER CENTER", and "LEARNING TOOLS" on the right. Below the navigation bar, there is a search area with a "Keyword" input field, a "go" button, and a link to "Advanced Search". Below the search area, there are several category links: "Videos (25)", "Video Clips (74)", "Calendar Events (0)", "Images (0)", and "Articles (0)". Below these links, there is a results summary bar showing "Results 1 to 10 of 25" and a "View All >>" link. The main content area displays a list of video results. The first result is "Abel's Island", which is a classic children's story by William Steig. The second result is "And Then What Happened, Paul Revere?", based on a 1973 book by Jean Fritz. The third result is "Island Of The Skog, The", an animated program based on Steven Kellogg's book. The fourth result is "Jazztime", a screenplay by Maxine Fisher. Each result includes a "Teacher's Guide" and "Correlations" link, as well as "Grades" and "Runtime" information.


unitedstreaming
DIGITAL VIDEO LIBRARY™

SEARCH | TEACHER CENTER | LEARNING TOOLS |
Home | Playlist | My Preferences |


Keyword go
» Advanced Search


 [Videos \(25\)](#)
 [Video Clips \(74\)](#)  [Calendar Events \(0\)](#)
 [Images \(0\)](#)  [Articles \(0\)](#)


Results 1 to 10 of 25 View All >> [1] | 2 |

 **Videos**

Abel's Island
The classic children's story by William Steig comes to life! The saga of Abelard, an elegant and romantic mouse, whose determination and resourceful enable him to escape from a deserted island and return to his beloved wife. Narrated by Tim Curry. Part of the Weston Woods Series.
[Teacher's Guide](#) [Correlations](#)
Grades: Gr. 3 - Gr. 5 Runtime: 30:00 ©1987 Weston Woods

And Then What Happened, Paul Revere?
In this program, based on the 1973 book written by Jean Fritz and illustrated by Margot Tomes, Paul Revere comes to life! This is a meticulously deta story of what he did before, between and after his patriotic adventures. Part of the Weston Woods Series.

[Teacher's Guide](#) [Correlations](#)
Grades: Gr. 3 - Gr. 5 Runtime: 23:55 ©1973 Weston Woods

Island Of The Skog, The
Steven Kellogg's children's book, "The Island Of The Skog," comes alive in this animated program narrated by Anthony Edwards. In pursuit of freedom happiness, a band of extraordinary mice and their leader set sail to an island inhabited by a seemingly hostile Skog with seemingly gigantic feet. Whe parties finally meet face to face, they find they have a lot in common. Video narrated by Anthony Edwards with additional voices by Steven Kellogg, Canova, B.J. Ward and Mary Beth Hurt, this newly animated version of a popular children's classic will become one of you all-time favorites. Part of t Weston Woods Series.

[Teacher's Guide](#) [Correlations](#)
Grades: Gr. 3 - Gr. 5 Runtime: 17:39 ©1973 Weston Woods

Jazztime
Screenplay by Maxine Fisher. Set in Harlem in 1919, two girls - one white, one black - form a lifelong friendship through a chance encounter à and th jazztime music of young "Fats" Waller. Narrated by Ruby Dee. Part of the Weston Woods Series.

[Teacher's Guide](#) [Correlations](#)

Video Download Instructions

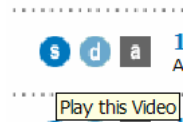
Right-click on the "d" button next to the video segment you would like to download.

From the menu that appears, select the "Save Target As..." (Internet Explorer)


In the file explorer window that appears, browse to the location on your computer where you would like to save the selected video and press the "Save" button.



To play a video, click on the **s**.



To download a video, right-click on the **d**.



To change playback settings...



Video Download Instructions
Change Playback Settings

Choices include Windows Media Player and Quicktime.

Video Download Instructions
Hide Playback Settings

Media Type Selection



Player Selection

Embedded Stand-Alone

Enable Closed Captioning

You may also enable closed captioning by clicking in the box.

Learning Tools



CIVILIZATIONS

Investigate the inventions and innovations responsible for the rise of notable civilizations around the globe.

[Archived Teacher Features >>](#)

Try Our New Feature! [ARCTIC MISSION](#)

[Video Download Instructions](#)
[Change Playback Settings](#)



Calendar



Image Library



Quiz Center



Clip Art Gallery



Lesson Plans



Writing Prompts

Lesson Plans


[<< Return to Teacher Center](#)

Click the category or grade range to view Lesson Plans in their respective areas, or click a button to view Lesson Plans specific to that subject/grade combination.

	K-2	3-5	6-8	9-12
Art and Music				
Language Arts				
Health				
Math				
Science				
Social Studies				
Other				

QUIZ CENTER

Learning Tools



CIVILIZATIONS
Investigate the inventions and innovations responsible for the rise of notable civilizations around the globe.
[Archived Teacher Features >>](#)


Try Our New Feature! [ARCTIC MISSION](#)



Calendar



Image Library



Quiz Center



Clip Art Gallery




Lesson Plans



Writing Prompts

Displays quizzes you have posted and quizzes you are still working on.




QUIZ CENTER


- » [My Quizzes](#)
- » [Create New Quiz](#)
- » [Quiz Library](#)
- » [Search](#)
- » [View All](#)
- » [Help](#)

Please give us your feedback on the Quiz Center!

QUIZ CENTER


My Quizzes (Activated) 

You currently have no activated quizzes. Please create a quiz by clicking on the Create New Quiz link.

My Quizzes (In Edit Mode) 

You currently have no quizzes in edit mode. Please create a quiz by clicking on the Create New Quiz link.

You can also search the Quiz Library.




QUIZ CENTER


- » [My Quizzes](#)
- » [Create New Quiz](#)
- » [Quiz Library](#)
- » [Search](#)
- » [View All](#)
- » [Help](#)

Please give us your feedback on the Quiz Center!

QUIZ CENTER

My Quizzes (Activated) 

You currently have no activated quizzes. Please create a quiz by clicking on the Create New Quiz link.

My Quizzes (In Edit Mode) 

You currently have no quizzes in edit mode. Please create a quiz by clicking on the Create New Quiz link.

Quiz Library – Search

QUIZ CENTER

- » My Quizzes
- » Create New Quiz
- » Quiz Library
- » Search
- » View All
- » Help

[CREATE NEW QUIZ](#)

Keyword:

Display: System Quizzes Account Quizzes Department/School Quizzes

[View All Available Quiz Templates](#)

Please give us your feedback on the Quiz Center!

QUIZ CENTER

- » My Quizzes
- » Create New Quiz
- » Quiz Library
- » Search
- » View All
- » Help

[CREATE NEW QUIZ](#)

Keyword:

Display: System Quizzes Account Quizzes Department/School Quizzes

[View All Available Quiz Templates](#)

Results		
Quiz	Quiz Name	Action
1	Life Process - 3rd (system)	Preview Copy to My Quizzes
2	080905 test (system)	Preview Copy to My Quizzes
3	6th grade library assessment (system)	Preview Copy to My Quizzes
4	a (system)	Preview Copy to My Quizzes
5	A Spin Around The Solar System: Asteroids, Comets, and Pluto: The Small Pieces (system)	Preview Copy to My Quizzes
6	A Spin Around the Solar System: Look To The Stars (system)	Preview Copy to My Quizzes
7	A Spin Around The Solar System: Moon Dance (system)	Preview Copy to My Quizzes
8	A Spin Around The Solar System: Our Rocky Neighbors: Inner Planets (system)	Preview Copy to My Quizzes
9	A Spin Around The Solar System: The Outer Planets: Gas Giants (system)	Preview Copy to My Quizzes
10	A Spin Around The Solar System: The Sun: Our Star Attraction (system)	Preview Copy to My Quizzes
11	A Spin Around The Solar System: The Sun: Our Star Attraction (system)	Preview Copy to My Quizzes
12	A Spin Around The Solar System: There's No Place Like Earth (system)	Preview Copy to My Quizzes
13	Abstinence By Choice: Emotional Choices: Not Just a Body (system)	Preview Copy to My Quizzes
14	Africa in Focus: Central African Republic (system)	Preview Copy to My Quizzes
15	Africa in Focus: Egypt (system)	Preview Copy to My Quizzes
16	Africa in Focus: Ghana (system)	Preview Copy to My Quizzes
17	Africa in Focus: Tanzania (system)	Preview Copy to My Quizzes
18	Africa in Focus: The Horn of Africa (system)	Preview Copy to My Quizzes
19	African Culture: Customs and Dress (system)	Preview Copy to My Quizzes
20	Alexander Calder (system)	Preview Copy to My Quizzes
21	All About Anger (A Sunburst Title) (system)	Preview Copy to My Quizzes
22	All About Drugs (A Sunburst Title) (system)	Preview Copy to My Quizzes
23	All About Families (system)	Preview Copy to My Quizzes
24	All About People (system)	Preview Copy to My Quizzes

Create New Quiz



QUIZ CENTER

- » My Quizzes
- » [Create New Quiz](#)
- » Quiz Library
- » [Search](#)
- » [View All](#)
- » [Help](#)

Please give us your feedback on the Quiz Center!

QUIZ CENTER

My Quizzes (Activated)

You currently have no activated quizzes. Please create a quiz by clicking on the [Create New Quiz](#) link.

My Quizzes (In Edit Mode)

You currently have no quizzes in edit mode. Please create a quiz by clicking on the [Create New Quiz](#) link.

QUIZ CENTER

- » My Quizzes
- » [Create New Quiz](#)
- » Quiz Library
- » [Search](#)
- » [View All](#)
- » [Help](#)

Please give us your feedback on the Quiz Center!

QUIZ CREATOR

Step 1: Enter Quiz General Information. [Add/Edit](#)

.....

Step 2: Select Standards that this quiz covers. (optional)

.....

Step 3: Select Videos for Students to Watch. (optional)

.....

Step 4: Enter Quiz Question/Response Data.

.....

QUIZ CENTER

- » [My Quizzes](#)
- » [Create New Quiz](#)
- » [Quiz Library](#)
- » [Search](#)
- » [View All](#)
- » [Help](#)

Please give us your feedback on the Quiz Center!

QUIZ CREATOR

Quiz Name: [New Quiz](#)

Step 1 (info)

Step 1: Enter Quiz General Information.

.....

Quiz Name:

Class:

Quiz Instructions:

Display

Quiz Objectives:

Display

Quiz Notes:
(Not for Display)

.....

Additional Options

Which actions should be performed when a participant completes this quiz?

- Display quiz questions to participants in random order
- Allow participants to view their graded quiz (with correct answers revealed)
- Send the participant's quiz results to you via email

Learning Tools



CIVILIZATIONS

Investigate the inventions and innovations responsible for the rise of notable civilizations around the globe.

[Archived Teacher Features >>](#)

Try Our New Feature! [ARCTIC MISSION](#)



Calendar



Image Library



Quiz Center



Clip Art Gallery



Lesson Plans



Writing Prompts

Writing Prompts
Inspire students to write by using these powerful composition tools, that combine photographic images with text based writing prompts.

unitedstreaming

Writing Prompts

Results 1 to 10 of 50 [View All >>](#)

[1] [2] [3] [4]



A New Day

The sun is just coming up. Have you ever gotten up at dawn? What did you do?



A Pig Tale

Just like every other day, this pig walked into the yard. Spring was in the air and everything was about to burst into bloom. Suddenly the pig stopped in its tracks and stood very still. It was looking at a ... Add a middle and end to this beginning. Tell happened.




A Spider Beside Her

Some people are afraid of spiders. What animal frightens you? Explain why.



Alarm System

Prairie dogs like these two bark and yip to send out warnings to the rest of the prairie dog town. What kinds of danger do prairie dogs face?



All around us...

Insects are everywhere. This one lives in a rain forest in Peru. Where did you last see an insect? What kind was it? What was it doing?



America the Beautiful

This picture shows a mountain landscape in Wyoming. Describe the landscape where you live. Tell how it compares or contrasts with this one.



An apple a day...

Apples, such as this beauty, are a great snack. How many other fruits can you name that grow on trees? Which ones do you like the best? Why?

Learning Tools



CIVILIZATIONS

Investigate the inventions and innovations responsible for the rise of notable civilizations around the globe.

[Archived Teacher Features >>](#)

Try Our New Feature! [ARCTIC MISSION](#)



Calendar



Image Library



Quiz Center



Clip Art Gallery



Lesson Plans



Writing Prompts

unitedstreaming



Clip Art Gallery

Choose from over 1,200 images designed especially for classroom use.

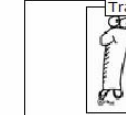
unitedstreaming

Clip Art Gallery


Category - All Categories -

Results 1 to


- All Categories -
- Animated Clips
- Art
- Awards
- Food
- Fun & Games
- Health & Safety
- Language Arts
- Letters & Numbers
- Logos & Mascots
- Math
- Music
- Science
- Seasons & Holidays
- Social Studies
- Special Events
- Sports
- Students
- Teachers
- Technology
- Trademark



1 character



1 character



1 character (in color)



1 sign

Learning Tools



CIVILIZATIONS

Investigate the inventions and innovations responsible for the rise of notable civilizations around the globe.

[Archived Teacher Features >>](#)

Try Our New Feature! [ARCTIC MISSION](#)



Calendar



Image Library



Quiz Center



Clip Art Gallery



Lesson Plans



Writing Prompts

IMAGE LIBRARY

Search by keyword

Image Library Search

Keyword



Search by Subject

Subject:

Category:

Sub-Category:



[» Explore All Images](#)



unitedstreaming is a product of Discovery Education.
Copyright ©2005 Discovery Education. All rights reserved.
Discovery Education is a Division of Discovery Communications, Inc.

[Check Requirements](#) | [Terms of Use](#) | [Support](#) | [Contact](#)

Learning Tools



CIVILIZATIONS

Investigate the inventions and innovations responsible for the rise of notable civilizations around the globe.

[Archived Teacher Features >>](#)

Try Our New Feature! [ARCTIC MISSION](#)



Calendar



Image Library



Quiz Center



Clip Art Gallery



Lesson Plans



Writing Prompts



December

SUN	MON	TUE	WED	THU	FRI	SAT
27	28	29	30	1	2	3
4	5	6	7	8	9	10
11	12	13	14	15	16	17
18	19	20	21	22	23	24
25	26	27	28	29	30	31

Calendar of Events

Commemorative Events



Science

[1927: Krakatoa Erupts](#)

Krakatoa, a volcano located near the Indonesian island of Rakata, erupted on December 28, 1927. Its most famous destruction was the destruction of two-thirds of the existing island of Krakatoa. The erupting volcano spewed an enormous amount of rock, ash, and gas into the atmosphere, and produced the...



Mathematics

[1923: Birth of Yvonne Choquet-Bruhat, Mathematician](#)

Yvonne Choquet-Bruhat, the first woman elected to the French Academy of Sciences in its 300-year history, was born on December 28, 1923. Choquet-Bruhat focused her research on partial differential equations of gauge theories and general relativity,...



Social Studies

[1890: Massacre at Wounded Knee](#)

On December 29, 1890, Sioux chief Big Foot and 350 of his followers were camping on the banks of the creek at Wounded Knee, South Dakota, surrounded by U.S. troops, sent there to arrest Big Foot and disarm his people as a measure to put down the Ghost Dance, which was meant to protect Indians from white people, had spread...



Art & Humanities

[1982: Bob Marley Postage Stamp Issued](#)

The U.S. Postal Service issued a postage stamp of the Jamaican vocalist and guitarist Bob Marley in 1982. During his career, Marley encompassed every aspect of Jamaican music. Bob Marley took reggae beyond the borders of Jamaica and is well known for spreading Rastafarian faith through...



Language Arts

[1782: Publication of First Nautical Almanac in U.S.](#)

Samuel Stearns, an astronomer and physician, made the calculations necessary for the first nautical almanac published in the United States. Nautical almanacs are repositories for resources on...



Biography

[1809: William Gladstone, British Prime Minister](#)

William Gladstone was born in Liverpool, England, on December 29, 1809. Gladstone was a liberal statesman and politician known early on in his career. He also went to great lengths to protect and rehabilitate prostitutes. Gladstone was one of the most prominent figures of the nineteenth century and was elected...

Video Download Instructions
Change Playback Settings

Teacher Center

Training Options



[INTERACTIVE TRAINING](#)

Learn how to integrate digitized media content into your lessons with these fun, self-paced training modules.



[WEBINARS](#)

Attend live one-hour sessions with a *unitedstreaming* trainer using WebEx, your computer, and a phone line.



[SCHOOL-BASED WORKSHOPS](#)

Explore options for on-site face-to-face workshops that can be tailored to meet the needs of any audience.



[FAQ TUTORIALS](#)

View 2-3 minute movie tutorials, developed by Atomic Learning, for answers to questions about integrating *unitedstreaming* instruction.



[TRAINER'S TOOLKIT](#)

Download the User's Guide and training information to prepare your staff, school, or district for *unitedstreaming*.



[HIGHER EDUCATION](#)

Locate post-secondary resources and projects to support implementation of *unitedstreaming's* digital media in college-level or degree programs.

Teacher Community



[DISCOVERY EDUCATOR NETWORK](#)

Explore resources and community tools for educators - including exclusive content for members of the Discovery Educator Network.



[NEWSLETTER](#)

Read our monthly update about *unitedstreaming* current events and activities.

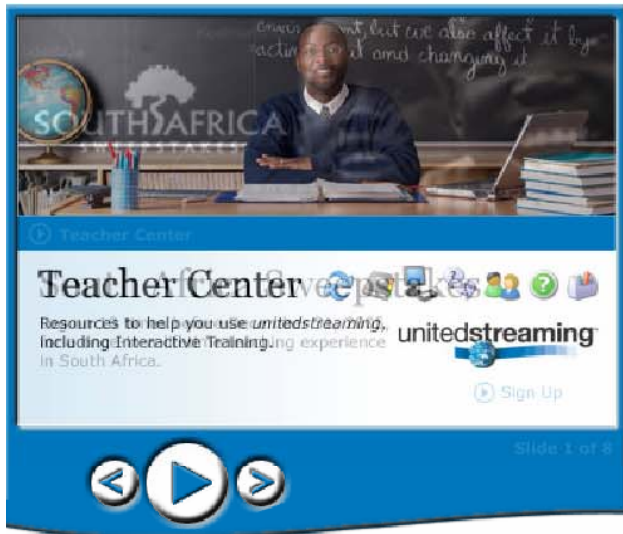
Please take a moment to complete
our [Teacher Center Survey](#)

Teacher Center

Resources to help you use *unitedstreaming*, including Interactive Training, including experience in South Africa.

[Sign Up](#)

Slide 1 of 8



Teacher Center

Training Options



[INTERACTIVE TRAINING](#)

Learn how to integrate digitized media content into your lessons with these fun, self-paced training modules.



[WEBINARS](#)

Attend live one-hour sessions with a *unitedstreaming* trainer using WebEx, your computer, and a phone line.



[SCHOOL-BASED WORKSHOPS](#)

Explore options for on-site face-to-face workshops that can be tailored to meet the needs of any audience.



[FAQ TUTORIALS](#)

View 2-3 minute movie tutorials, developed by Atomic Learning, for answers to questions about integrating *unitedstreaming* instruction.



[TRAINER'S TOOLKIT](#)

Download the User's Guide and training information to prepare your staff, school, or district for *unitedstreaming*.



[HIGHER EDUCATION](#)

Locate post-secondary resources and projects to support implementation of *unitedstreaming's* digital media in college-level degree programs.

Teacher Community



[DISCOVERY EDUCATOR NETWORK](#)

Explore resources and community tools for educators – including exclusive content for members of the Discovery Educator Network.



[NEWSLETTER](#)

Read our monthly update about *unitedstreaming* current events and activities.

Please take a moment to complete our [Teacher Center Survey](#)

Interactive Training

*Please disable pop-up blocker to view lessons.
To disable, click blocker button in toolbar(s).

[<< Return to](#)

[Click here](#) to launch Interactive Training. Fun and easy-to-use lessons offer certificate for professional development credit.



Lesson 1: Features & Navigation

Learn to use features and resources that correlate to your curriculum, subject area, and grade level.

Lesson 2: Integration Strategies

Learn to use digital media to create multimedia lesson plans with PowerPoint and Inspiration.

Lesson 3: Differentiated Instruction

Explore ways digital media can be used to meet the diverse needs of students.

Lesson 4: Teacher Training and Technical Considerations

Examine strategies, support materials, and technical considerations for training other teachers



FAQs

18 short movie tutorials demonstrating answers to frequently asked questions.



[Video Download Instructions](#)

FAQs

Watch 18 short video tutorials to get quick answers to your unitedstreaming questions. • Each tutorial is approximately 2 minutes long. • Watch with Quicktime or Windows Media Player. (Everyone - Everyone) [hide <<](#)
 Everyone - Everyone ©2005 Atomic Learning

FAQs

- s
d
a
[How do I log on to unitedstreaming?](#) (01:05)
- s
d
a
[How do I search for videos by keyword?](#) (01:43)
- s
d
a
[How do I use the advanced search options to narrow my search?](#) (01:51)
- s
d
a
[How do I search the video database by subject, topic, or grade?](#) (01:09)
- s
d
a
[How do I search the video database by curriculum standard?](#) (01:42)
- s
d
a
[What are the links and icons on the video information page?](#) (02:43)
- s
d
a
[How do I stream a video for playback?](#) (01:24)
- s
d
a
[How do I download a video to my hard drive?](#) (01:25)
- s
d
a
[What is a playlist, and how do I add a clip to a playlist?](#) (01:39)
- s
d
a
[How do I create a new playlist?](#) (01:14)
- s
d
a
[How do I edit a playlist?](#) (02:14)
- s
d
a
[How do I share my playlists?](#) (02:02)
- s
d
a
[What can I do with the Calendar Learning Tool?](#) (01:57)
- s
d
a
[What can I do with the Writing Prompts and Teacher Feature?](#) (02:19)
- s
d
a
[What can I do with the Quiz Center?](#) (02:01)