

To Add the Windows Calculator to your Excel Toolbar...

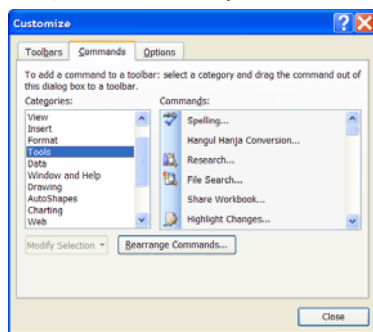
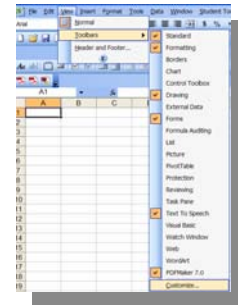
From the Main menu, click on View.

From the drop-down list, click on Toolbars.

Click on Customize.

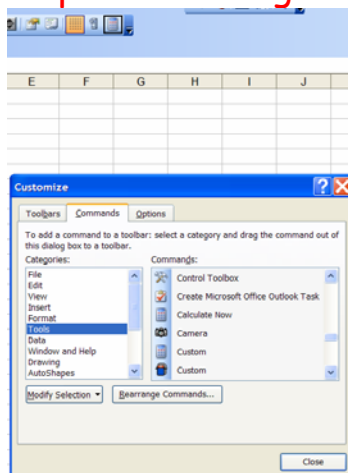
Click the Commands tab.

Under Categories, click on Tools.



Under Commands, click Custom (the one with the grey calculator next to it)

Drag the Custom command to your **toolbar**. (Don't release the mouse button until the pointer changes to a plus sign).



Click Close.